

SKU 1: G1C10003178021

SKU 2: Z1K30003178021

SKU 3: L30000003178021



CP1  
CP3  
CP4 CR  
HP0 HP3 HP4



— M11 C7 C9

Power Diesel  
**PUMP**



## 317-8021 Power Diesel Pump Technical File

### Content

1. 317-8021 Power Diesel Pump Introduction .....	2
1.1. 317-8021 Power Diesel Pump Basic Information .....	2
1.2. 317-8021 Power Diesel Pump Common Part Number .....	2
1.3. 317-8021 Power Diesel Pump Parameters .....	2
1.4. 317-8021 Power Diesel Pump Specifications And Dimensions .....	2
1.5. 317-8021 Power Diesel Pump Quality Control .....	2
1.6. 317-8021 Power Diesel Pump Customization Service .....	3
1.7. 317-8021 Power Diesel Pump Packaging List And Packaging Dimensions .....	3
1.8. 317-8021 Power Diesel Pump Testing Standards and Certificates .....	5
1.9. 317-8021 Power Diesel Pump Warranty Instructions .....	5
1.10. 317-8021 Power Diesel Pump Manufacturer .....	6
2. 317-8021 Power Diesel Pump Technical Support .....	7
2.1. 317-8021 Power Diesel Pump Utilized Location .....	7
2.2. Reasons of 317-8021 Power Diesel Pump Not Working Normally .....	7
2.3. Causes of 317-8021 Power Diesel Pump Being Damaged .....	7
2.4. 317-8021 Power Diesel Pump Installation .....	8
2.5. 317-8021 Power Diesel Pump Technical Support Obtaining Methods .....	9
3. 317-8021 Power Diesel Pump Purchase And Delivery .....	9
3.1. 317-8021 Power Diesel Pump Purchase And Payment Term .....	9
3.2. 317-8021 Power Diesel Pump Main Sales Markets .....	9
3.3. 317-8021 Power Diesel Pump Declaration Requirements .....	9
3.4. 317-8021 Power Diesel Pump Shipping Ways .....	9
3.5. 317-8021 Power Diesel Pump Delivery Time .....	9
3.6. 317-8021 Power Diesel Pump Logistics Time for Destination Out of China's Areas .....	9
3.7. 317-8021 Power Diesel Pump Shipping Package .....	10
4. 317-8021 Power Diesel Pump Storage Standards .....	11
5. Company Information .....	12
5.1. Company Introduction .....	12
5.2. Sales Contact Information .....	13
6. Copyright Statement .....	13

## 317-8021 Power Diesel Pump Technical File

### 1. 317-8021 Power Diesel Pump Introduction

#### 1.1. 317-8021 Power Diesel Pump Basic Information

Title	Common Rail 317-8021 Power Diesel Pump C6.6 Series	Quality
SKU 1	G1C10003178021	China Made New
SKU 2	Z1K30003178021	Original New
SKU 3	L30000003178021	Re-manufactured

#### 1.2. 317-8021 Power Diesel Pump Common Part Number

##### (1) Power Diesel Pump Exchange Information

Power Diesel Pump Part Number	OE Number	OE Number
317-8021	10R-7660	2641A312

##### (2) Power Diesel Pump Application Information

Vehicle Brand	Car Model	Engine Model	Production Date	Power (KW)	Horse Power	Emission (L)	Cylinder	Power Source (V)
/	/	/	/	/	/	/	/	/

##### (3) Power Diesel Pump's Common Writing Methods

317-8021, 3178021, 317 8021

#### 1.3. 317-8021 Power Diesel Pump Parameters

Power Diesel Pump Adaptation System: [Common Rail System](#)

Power Diesel Pump Series: [C6.6 Series](#)

Power Diesel Pump Type: [HEUI System](#)

#### 1.4. 317-8021 Power Diesel Pump Specifications And Dimensions

Power Diesel Pump Size: [33cm\\* 33 cm \\*28 cm](#)

Power Diesel Pump Net Weight: [8.5kg](#)

Power Diesel Pump Gross Weight: [9kg](#)

Power Diesel Pump quality: [China Made New/Original New/Re-manufactured](#)

Power Diesel Pump Package Size: [36 cm\\*36cm \\*30cm](#)

Power Diesel Pump Quality: [High Pressure Power Diesel Pump](#)

Power Diesel Pump MOQ: [1 piece](#)

#### 1.5. 317-8021 Power Diesel Pump Quality Control

##### (1) Power Diesel Pump Testing

All parts of the power diesel pump have undergone electrical characteristics testing, precision testing, high temperature testing, low temperature testing, withstand pressure testing, leakage testing, durability testing, and various working conditions testing.



## (2) Power Diesel Pump Installation



In addition, the power diesel pump production and installation process is quality controlled. Our company strictly follows the standard product installation data and product installation steps for installation, such as power diesel pump stroke test, power diesel pump solenoid valve tightening torque, power diesel pump tightening torque.

## (3) Power Diesel Pump Inspection

The factory inspection of the power diesel pump has undergone three inspections: full inspection, random inspection, and batch inspection. Different brands of test benches are used to test the same power diesel pump for a total of no less than three times for factory inspection, and the power diesel pump installation testing environment are progressed in dust-free workshop.

### 1.6. 317-8021 Power Diesel Pump Customization Service

**(1) Power Diesel Pump Customization Service Coverage:** Meet OEM manufacturers' customization needs for shell engraving, logo engraving, power diesel pump internal packaging, power diesel pump external packaging and labels, etc.

	
Pump Housing Engraved Number	Power Diesel Pump Packing

## (2) Power Diesel Pump Customization Service Requirements:

The purchase of customized power diesel pump is no less than **10** pieces.




The purchase of customized power diesel pump boxes is no less than **1000** pieces.



⚠ **Customized products involve the need of specify logo, the OEM manufacturer needs to provide trademark authorization and the sample of logo image file.**

⚠ **Once the customized power diesel pump is sold, it can't be returned or exchanged if there is no quality problems.**

### 1.7. 317-8021 Power Diesel Pump Packaging List And Packaging Dimensions

#### (1) Power Diesel Pump Parts List

NO.	1	2	3
Picture			
Name	Power Diesel Pump Assembly	Blue Anti-Rust Bag	Internal Packing

<b>Description</b>	Power diesel pump part number: 317-8021	Prevent power diesel pump from rusting	Prevent the power diesel pump from being damaged by external forces
<b>NO.</b>	4	5	6
<b>Picture</b>			/
<b>Name</b>	Power Diesel Pump Packing	Power Diesel Pump Protective Cover	/
<b>Description</b>	Place the power diesel pump and accessories	Protect the power diesel pump hole from contamination and blockage	/

⚠ Minors are prohibited from using the power diesel pump assembly, O-ring, Oil inlet protective cover, power diesel pump shell protective cover, oil return protective cover, VCI anti-rust bag, and bubble bag to avoid personal injury.

⚠ O-rings and repair kits are one-time installation accessories and need to be replaced when installed again

⚠ Oil inlet protective cover, power diesel pump shell protective cover, and oil return protective cover are recyclable accessories and can be reused.

⚠ VCI anti-rust bags and bubble bags are non-degradable materials, please dispose of them properly after using.

⚠ The power diesel pump and the installation part duct must be treated with appropriate sealing oil during installation.

## (2) Power Diesel Pump Packaging Box Size



NO.	Name	Power Diesel Pump Packaging Size (Cm)
1	Power Diesel Pump Packaging box	32*24*27

### 1.8. 317-8021 Power Diesel Pump Testing Standards and Certificates

Shumatt can provide the factory quality inspection test report of each power diesel pump to ensure that each power diesel pump delivered meets the engine performance indicators.

BOTEN		测试报告		4.05.2019 10:42:09	
承办单位: _____ 电话: _____ 地址: _____ 传真: _____ 检测人: _____ 客户地址: _____ 检测单位: _____ 电话: _____ 客户姓名: _____ 传真: _____ 检测地址: _____ 设计名称: 康康路 型号-零件号: _____ 检测商: _____					
<b>检测结果</b>					
检测器型号: C09000-6511 检测日期: 4.05.2019 检测时间: 10:42:09 检测地点: 康康路					
LOAD TEST:	30	5	6.5	20.0 ± 1.0	✓
Back:	30	4	7.5	20.0 ± 1.0	✓
WOPM:	30	12.5 ± 1.0	0.5	20.0 ± 1.0	✓
Max:	215	21.5 ± 1.4	0.5	20.0 ± 1.0	✓
TL:	20.4	20.0 ± 1.0	0.5	20.0 ± 1.0	✓
EL:	14.1	15.0 ± 1.0	0.5	20.0 ± 1.0	✓
VE:	6.5	4.5 ± 1.0	0.5	20.0 ± 1.0	✓
检测商: _____ 检测日期: _____ 检测时间: _____ 检测地点: _____					

### 1.9. 317-8021 Power Diesel Pump Warranty Instructions

#### (1) Product Warranty Conditions And Instructions

It is necessary to provide pictures, videos, or test reports tested by the power diesel pump inspection equipment when the power diesel pump is abnormal during use as evidence to feed back to the salesman. Abnormal conditions are properly explained such as: 1.Smoke, 2. Engine shake, 3. Difficulty starting the

engine, 4. Engine noise, 5. Oil leakage etc.

## **(2) Power Diesel Pump Warranty Coverage**

- ① After customer receives the 317-8021 power diesel pump within 15 days , if there is a performance failure and the product has no damage on surface, customer can choose to replace it or repair it;
- ② If the 317-8021 power diesel pump has performance problems during the warranty period (6-12 months), and it is confirmed to be product's problems after being tested, you can contact our salesmen to replace the same model or a reworked product with the same performance for free;
- ③ If the power diesel pump shell has obvious scratches, it can only be repaired and it will be returned as it is if the product is confirmed to be fault-free.

**⚠ Tips: For products not covered by warranty, our company can provide paid maintenance services. For products after paid repaired, the same performance problem will have a free warranty period within 3 months from the date of repairing.**

## **(3) Power Diesel Pump Is Not Covered By Warranty**

- (1) The warranty period has expired.
- (2) Fuel pump failure caused by high temperature, high pressure, humidity, rain and snow, saline-alkali land, earthquake, and used in abnormal environment.
- (3) Customer disassembles or repairs the power diesel pump personally resulting in damage to the power diesel pump.
- (4) Fuel pump damage caused by man-made reasons (throwing, strong magnetic field magnetization, set fire).
- (5) Fuel pump failure or power diesel pump damage caused by non-power diesel pump design, technology, manufacturing, quality and other issues.
- (6) Fuel pump failure due to system pressure exceeding system approved pressure.
- (7) Fuel pump failure caused by system voltage exceeding approved voltage.
- (8) Fuel pump failure caused by impurities (water, lead, aluminum powder, iron powder, sulfide) in the system fuel exceeding the standard requirements.
- (9) Fuel pump failure caused by not installing according to the tightening torque specified in the vehicle engine maintenance manual (the tightening torque is too large or too small).
- (10) Fuel pump failure caused by not following the installation angle specified in the vehicle engine maintenance manual.
- (11) Fuel pump failure caused by not following the cleaning requirements specified in the vehicle engine maintenance manual.
- (12) Fuel pump failure caused by failure to replace consumable parts as specified in the vehicle engine maintenance manual.
- (13) Fuel pump failure caused by not complying with the intake system fit clearance and exhaust system fit clearance requirements specified in the vehicle engine maintenance manual.
- (14) Failure to replace the consumable parts and the fitting clearance of the oil inlet system pipeline and the power diesel pump connection in accordance with the fuel intake system specified in the vehicle engine maintenance manual.

### **1.10. 317-8021 Power Diesel Pump Manufacturer**

**Power Diesel Pump Manufacturer:** Shenzhen Shumatt Technology Co., Ltd.



## 2. 317-8021 Power Diesel Pump Technical Support

### 2.1. 317-8021 Power Diesel Pump Utilized Location

(1) Example: The code of the power diesel pump is shown as follows

NO.	Name
A	brand, logo, part number



### 2.2. Reasons of 317-8021 Power Diesel Pump Not Working Normally

- (1) There is air in the oil circuit of the engine fuel system.
- (2) Vehicle power diesel pump oil supply system is not normal.
- (3) Engine common rail system oil leakage or pressure limiting valve damage.
- (4) There is a short circuit, cutting out and poor contact in the wiring harness connected to the power diesel pump of the vehicle.
- (5) The long-term placement of the power diesel pump causes the anti-rust oil to solidify, and the internal components are stuck or the oil holes are blocked.

**⚠ Before installing, carefully check whether other components in the common rail system are damaged so as to prevent the power diesel pump from not working properly after being replaced.**

### 2.3. Causes of 317-8021 Power Diesel Pump Being Damaged

- ① Failure to follow the engine maintenance manual during disassembly or installation may result in damage to the power diesel pump.
- ② The fuel oil used for the vehicle does not meet the standard cause damage to the power diesel pump, such as: the water content in the fuel oil exceeds the standard, iron powder, aluminum powder, sulfide



impurities exceed the standard, etc.

- ③ The engine is not regularly maintained according to the engine maintenance manual (please refer to the vehicle maintenance manual for the maintenance mileage). For example, failure to replace the lubricating oil of the engine system for a long time will cause abnormal wear of the engine, excessive exhaust gas volume or a large amount of carbon deposits inside the engine. The filter is not replaced during maintenance or the replaced filter cannot reach the original filter standard. all above reasons can cause damage to the power diesel pump.
- ④ The abrasion of the oil pump produces iron powder and aluminum powder enter the power diesel pump and cause damage to the power diesel pump.
- ⑤ The deformation and abrasion of fuel tank result in iron powder or aluminum powder entering the power diesel pump and causing damage to it.
- ⑥ The power diesel pump is damaged due to replacement or adjustment of the relevant parts of the power diesel pump. For example, the valve clearance does not meet the standard after the engine is repaired, the replacement or modification of the wiring harness connected to the power diesel pump fails to meet the original standard.
- ⑦ The engine is overheated and overloaded for a long time working results in damage to the power diesel pump.
- ⑧ The power diesel pump will be damaged naturally at the end of its working life.
- ⑨ The power diesel pump is magnetized (power diesel pump parts' magnetic exceeded) causing the power diesel pump to not work properly.

**⚠ Before replacing the power diesel pump, please check the engine parts carefully according to the engine maintenance manual to avoid the power diesel pump being damaged again after replacement.**

## 2.4. 317-8021 Power Diesel Pump Installation

### (1) 317-8021 Power Diesel Pump Installation Precautions:

(1) The replacement of the power diesel pump must strictly follow the electrical system, the approved pressure of the low-pressure fuel intake system, the approved pressure of the high-pressure fuel circuit system, and fuel system replacement consumables requirements (including the low-pressure fuel circuit system filter and the high-pressure fuel circuit) specified in the vehicle engine maintenance manual.

(2) When install the power diesel pump, strictly follow the manual of replacement of wearing parts of the fuel system, cleaning requirements for the connection between the fuel system and the power diesel pump, the fitting clearance of the power diesel pump connection, the installation angle and tightening torque of the power diesel pump, the fitting clearance of the intake system, and the fitting clearance of the exhaust system, so that to ensure the service life of the engine and the normal operation of the power diesel pump.

(3) When installing the power diesel pump on the engine, it is necessary to clean the engine block, cylinder head and other parts connected to the power diesel pump, and ensure that there is no dust, carbon deposits, water, rust spots, etc.

(4) If don't replace new washer shim, it can lead to: deformation of power diesel pump, oil leakage and air leakage, which will cause serious damage to the power diesel pump and power diesel pump to break and cause damage to the engine.

(5) When installing the power diesel pump on the engine, please carefully check the components related to the installation of the power diesel pump are not deformed, such as the power diesel pump pressure plate, screw, power diesel pump rod and other accessories, and install it in strict accordance with the operation steps of the engine maintenance manual.

(6) It is forbidden to operate the bare power diesel pump for a long time in an environment with serious dust pollution and corrosion to iron products.

(7) It is forbidden to operate the bare power diesel pump for a long time in a strong magnetic field environment.

## **2.5. 317-8021 Power Diesel Pump Technical Support Obtaining Methods**

(1) Fuel pump technical data: visit <http://shumatt.com> to get the technical data.

(2) Fuel pump technical videos:

**Facebook:** Visit <https://www.facebook.com/hison.li> to get the technical videos, constantly follow can get more information.

**YouTube:** [https://www.youtube.com/channel/UCByvYBx7ViV\\_mAfxh\\_Hu-aw](https://www.youtube.com/channel/UCByvYBx7ViV_mAfxh_Hu-aw) to get the technical videos, constantly follow can get more information.

**Shumatt:** Visit <http://shumatt.com> to obtain the technical videos.

(3) Fuel pump Information query software

TruckBook Parts EPC APP, download and install on Android/Apple App Store , visit <http://shumatt.com> to get the download and installation tutorial

(4) Search the power diesel pump test data through TruckBook Parts EPC APP.

## **3. 317-8021 Power Diesel Pump Purchase And Delivery**

### **3.1. 317-8021 Power Diesel Pump Purchase And Payment Term**

**Payment Method:** T/T, Paypal, Alipay, WeChat

 **Please contact our salesmen for specific payment information.**

### **3.2. 317-8021 Power Diesel Pump Main Sales Markets**

**Main Sales Markets Of Power Diesel Pump:** Asia, Europe, North America, South America, Africa etc.

### **3.3. 317-8021 Power Diesel Pump Declaration Requirements**

We can assist customers by providing the following documents for import customs clearance: contract, invoice, packing list, bill of lading, insurance policy, certificate of origin, etc.

### **3.4. 317-8021 Power Diesel Pump Shipping Ways**

**Destination in China areas:** SF Express, Debon Express, the corresponding logistics company can be provided according to customer requirements in special cases.

**Destinations out of China's areas:** DHL, UPS, FedEx, TNT air, ocean or other shipping methods required by customers.

### **3.5. 317-8021 Power Diesel Pump Delivery Time**

**Delivery Time:** Send out within 3 – 7 working days after receiving payment (Except for special products and special cases).

### **3.6. 317-8021 Power Diesel Pump Logistics Time for Destination Out of China's Areas**

**DHL Logistics Time:**

Place Of Departure	Hong Kong	Other Countries Or Regions In Asia	Australia and New Zealand	Europe	America	Other Countries
China Mainland	7 Days	7 Days	8 Days	8 Days	8-12 Days	7-10 Days

**UPS Logistics Timeliness: Country or region of origin: Mainland China**

Country of Destination	Estimated Arrival Time	Country of Destination	Estimated Arrival Time	Country of Destination	Estimated Arrival Time
Japan	3 Days	Britain	5-7 Days	Egypt	5-7 Days
Turkey	5-7 Days	Singapore	3 Days	Switzerland	5-7 Days
Bahrain	5-7 Days	Latvia	7-10 Days	New Zealand	7-10 Days
Sri Lanka	5-7 Days	Thailand	3 Days	Austria	5-7 Days
Romania	5-7 Days	Vietnam	3-5 Days	Estonia	5-7 Days
Malaysia	3-5 Days	Israel	5-7 Days	Mexico	7-10 Days
France	5-7 Days	USA	5-7 Days	United Arab Emirates	5-7 Days
Italy	5-7 Days	Netherlands	5-7 Days	Bengal	7-10 Days
Lebanon	5-7 Days	Philippines	3-5 Days	Greece	7-10 Days
South Korea	3 Days	Spain	5-7 Days	Myanmar	5-7 Days
Canada	5-7 Days	Germany	5-7 Days	Saudi Arabia	7-10 Days
Portugal	5-7 Days	Australia	5-7 Days	South Africa	7-10 Days
Denmark	5-7 Days	Belgium	5-7 Days	Ukraine	7-10 Days
India	7-10 Days	Qatar	7-10 Days	Poland	5-7 Days
Indonesia	3-5 Days	Morocco	7-10 Days	Pakistan	7-10 Days
Kuwait	7-10 Days	/	/	/	/

▲ The logistics time is for reference only, subjects are according to the actual arrival.

**3.7. 317-8021 Power Diesel Pump Shipping Package**

**Domestic express packaging:** Usually wrapped in waterproof scotch tape, such as picture No.1.

**International express packaging:** Wrapped with waterproof yellow tape after wrapping the black protective film, such as picture No. 2.

**Pallet Shipping:** Use fumigation free and recycling trays that meet export requirements, and use white wrapping protective film to wrap and bind with cable ties for the outside, such as picture No. 3, also, the products can be packaged according to customers' requirements.

▲ The packing tray is made of plastic and can be recycled.

▲ Transparent tape, yellow tape, black wrapping protective film, white wrapping protective film are non-degradable materials, please dispose of them properly.


▲ Minors are prohibited from using transparent tape, yellow tape, black wrapping protective film, and white wrapping protective film to avoid personal injury.



Pic No. 1

**Domestic express packaging:**

Wrapped with Transparent tape



Pic No. 2

**International express packaging:**

Wrapped with yellow tape after wrapping  
black protective film



Pic No. 3

**Pallet Shipping:** Use pallet that meet export requirements, and use white wrapping protective film to wrap and bind with cable ties

#### 4. **317-8021** Power Diesel Pump Storage Standards

##### **(1) Choose a suitable storage place**

The warehouse and cargo yard where the power diesel pumps are stored should be kept clean and dry, and away from the factory buildings that generate harmful gases and dust; do not mix with acid, alkali, salt and other substances; the storage place should have a good drainage system; the cargo yard should be flattened with gravel or furnace ash etc. to enhance the water permeability of the surface layer to keep the reservoir area dry.

##### **(2) Strict storage requirements**

Strict inspections should be carried out when the power diesel pumps are put into storage, the surface cleaning work should be done well to remove water traces, oil stains, ash and other dirt, remove the rust and do anti-rust treatment in time. Packaged power diesel pumps must be protected from damage.

##### **(3) Keep the warehouse dry and do moisture-proof work**

The relative humidity is usually below 70% for the power diesel pumps placed in the room, and the corrosion of the power diesel pumps is significantly reduced.

Fuel pumps must be stored in the warehouse, and they are forbidden to store in the same warehouse



with commodities with high water content.

#### (4) Reasonable stacking

After the power diesel pump is exposed to rain, the corrosion rate will increase significantly. The purpose of sealing is to isolate the power diesel pump from rainwater and humid air, so the warehouse window should be checked in time to avoid rainwater entering the warehouse.

If the power diesel pump package is damaged, it should be repaired or replaced; when the package is damp, the packaging material should be dried; if the original anti-corrosion and oil applied at the factory is found to be damaged or dried up, it should be cleaned and re-applied oil in time.

- ⚠ It is forbidden to leave the power diesel pump exposed in the air for a long time.
- ⚠ It is forbidden to store acid, alkali, salt and other substances together with the power diesel pump.
- ⚠ The unpacked power diesel pump must be rust-proof during secondary storage.

#### 5. Company Information



##### 5.1. Company Introduction

**Chinese company name:** 深圳市舒马特科技有限公司

**English company name:** Shenzhen Shumatt Technology Co., Ltd.


📞 **Mobile Phone/WeChat:** +86-13410541523


📞 **Hong Kong Mobile Phone:** +852-67653519


☎ **Tel:** +86-755-23215133


 **Email:** [ruby@shumatt.com](mailto:ruby@shumatt.com)

 **Website:** [www.shumatt.com](http://www.shumatt.com)

 **Shenzhen Office:** 11-12, Floor 14, Building 13, Qinchengda Building, Exit A, Honglang North Subway Station, Bao'an District, Shenzhen, China Mainland

 **Shenzhen Office:** Exit C, Qiao Touxu Metro Station, No. 66 Chongqing Road, Fuhai Avenue, Bao'an District, Shenzhen, China Mainland

 **Hong Kong Office:** Jianfa Street Industrial Zone, Tuen Mun, New Territories, Hong Kong, China

 **After-Sales Service Address:** Please contact our salesmen to obtain and provide the corresponding product maintenance reasons (Reference: [1.9. 317-8021 Power Diesel Pump Warranty Instructions](#) )

## 5.2. Sales Contact Information

Name	WeChat/Whatsapp	E-mail
Ruby	+86-13410541523	<a href="mailto:ruby@shumatt.com">ruby@shumatt.com</a>

## 6. Copyright Statement

This material is copyrighted by [www.powerdieselpump.com](http://www.powerdieselpump.com) and Shenzhen Shumatt Technology Co., Ltd. Any use, including copying, distributing, modifying, or creating derivative works, is prohibited without prior written permission.

Permission for certain uses, such as non-commercial or academic purposes, must be obtained in writing. Please include the name, title of the work, and a link to the original source when possible.

All rights are reserved, and legal action may be pursued for any infringements. This notice protects the copyright holder's rights and ensures proper use.

For inquiries regarding the "[317-8021 Power Diesel Pump Technical File](#)," contact [hison@shumatt.com](mailto:hison@shumatt.com).